

# PLAYFOOTBALL REGISTRATION

## Creating a Football Account

Existing Participants need to 'Claim' their profile by entering key information that will match with the existing record within MyFootballClub.

Click on the following link <https://account.footballnetwork.com.au/register> to Register for your Football account.

### **What is required to complete the Football Account process?**

- Full Name
  - Date of Birth
  - Email Address
- \* **Please use the same email address as used to access My Football Club (if possible)**

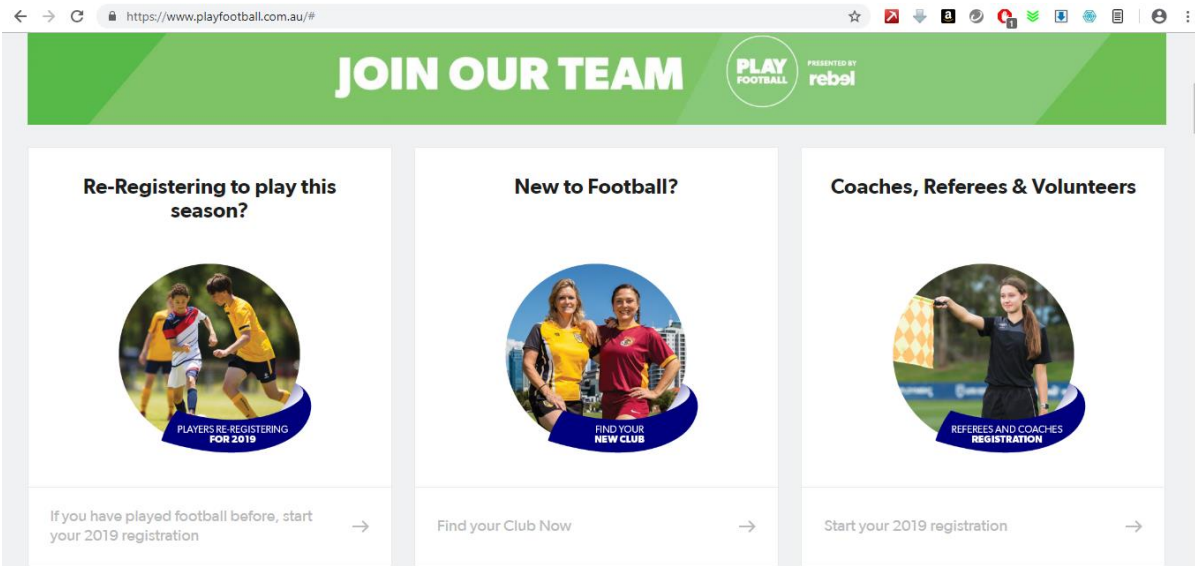
### **Tips for Parents registering on behalf of their kids:**

Parents are encouraged to create one Football Account. With that one football account you can register multiple family members

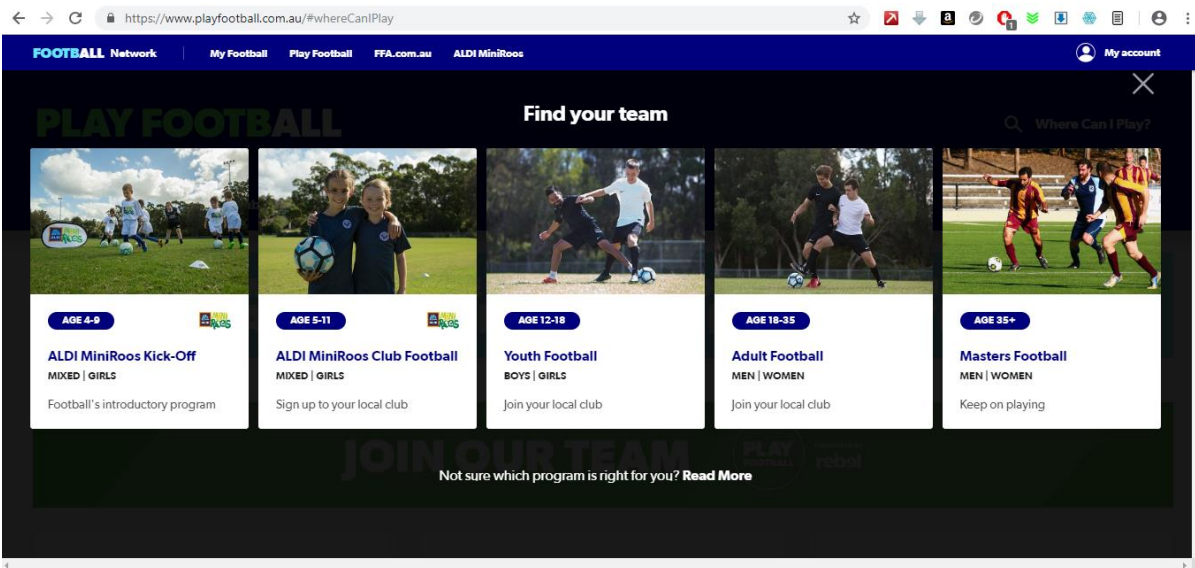
When registering family members (ie your Child) in the registration process, on the player search screen please use the email address that your registered your child with last season in MFC. This will assist in linking the registration history to the child's registration record.

Once your account has been created you can now Register

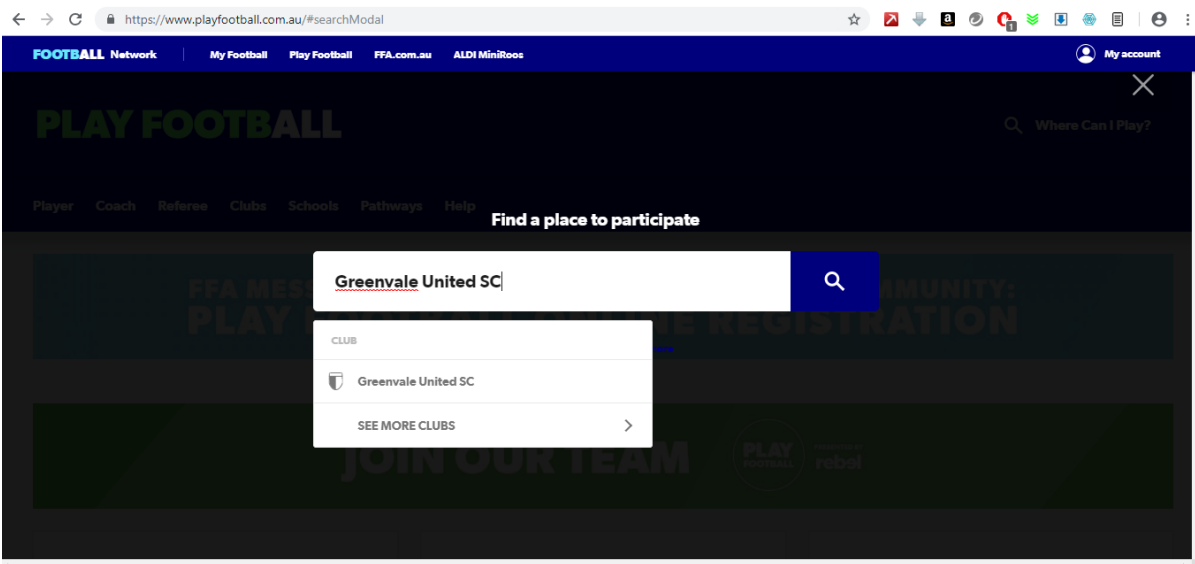
➤ Go to <http://www.playfootball.com.au>



➤ Select appropriate option



➤ Search for "Greenvale United SC"



➤ Click “Start My Registration”

← Back

## Greenvale United SC

START MY REGISTRATION

### REGISTRATIONS

PROGRAMS AVAILABLE	MALE	FEMALE
Miniroos Club Football (5-11)	✓	✓
Junior (12-18)	✗	✗
Adult (18-35)	✓	✓

### CLUB CONTACT DETAILS

If you have not registered to this club previously, please contact them before registering.

Greenvale United SC  
Football Victoria  
Barrymore Road Recreation Reserve  
27 Barrymore Road  
Greenvale, VIC 3059  
[VIEW MAP](#)

Email:  
secretary@greenvaleunited.com.au

➤ Select “Get Started”

## Welcome

Registration for: Greenvale United SC

### How this works

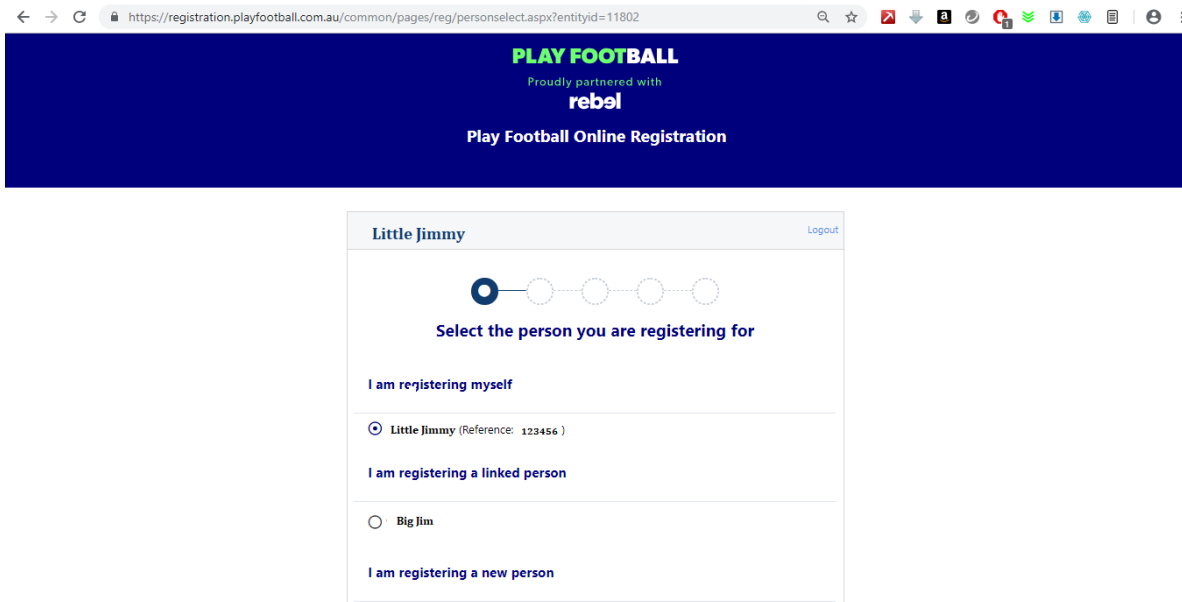
- Register in less than 10 minutes
- Secure online registration
- Login using MyFootball account

### Information needed

- Personal Details
- Profile photo, WWC, ITC and other details as required
- Credit Card Details (if paying online today)

Get started

➤ Select the participant you are registering (myself, link person, new person)



- Select Product (Eg. Junior Teams Female) then press continue
- Update the registrants personal and contact details, and then click continue
- Profile Photo “ Select Profile Image”, browse from your device and then click continue (Photo is only required for Junior Boys and Girls Teams (U12-U18)
- International Transfer Clearance – Answer question accordingly to proceed
- Review your order, if you need to modify your product selection or details, select “Modify” in the appropriate section to do so
- 

### Acknowledging Terms and Conditions

- Click on the “Check Box” Read and Acknowledge all Terms and Conditions by selecting “Accept All T&C’s displayed and then click “Continue”
- 

### Payment Options Screen

- Choose to “Pay Offline” to complete the payment of your registration. You will receive an invoice to the email address listed on the registrants Registration
- Confirmation message, select “finished” or “Perform another registration”
- Once completed finalise your payment at the club during training nights if you haven’t already done so.
- The club will activate the registrant once payment has been finalised
- Enjoy your 2019 Season
- Go PANTHERS!!!!